

# Airsoft Extreme

## CQB Pistol Challenge – Stage 1

COURSE DESIGNER: P. Burt – BAM Airsoft

**START POSITION:** Sitting in chair, hands on knees. Empty handgun and magazines on table facing downrange.

### STAGE PROCEDURE

On start signal, retrieve pistol and engage all targets from box A. Stop plate must be shot last.


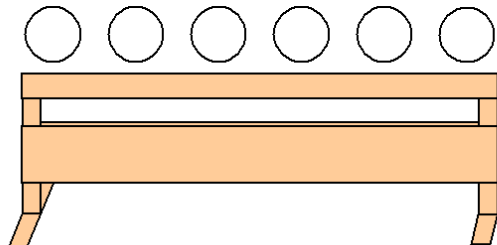
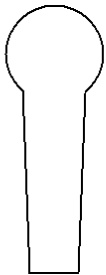
### SCORING

**SCORING:** Time plus penalties  
**TARGETS:** 8 BAM Airsoft steel  
**SCORED HITS:** Steel knocked down  
**START-STOP:** Audible – BAM Airsoft Stop plate  
**PENALTIES:** Procedural. +10sec  
 Miss. +10 sec

### SETUP NOTES:

Colt steel 4-6 feet from plate rack

**RO NOTES:** Shooter must be fully seated, with back against chair. Shooter must have both feet in box during shooting.



Stop Plate

